

CO-03 Thermal Management Card

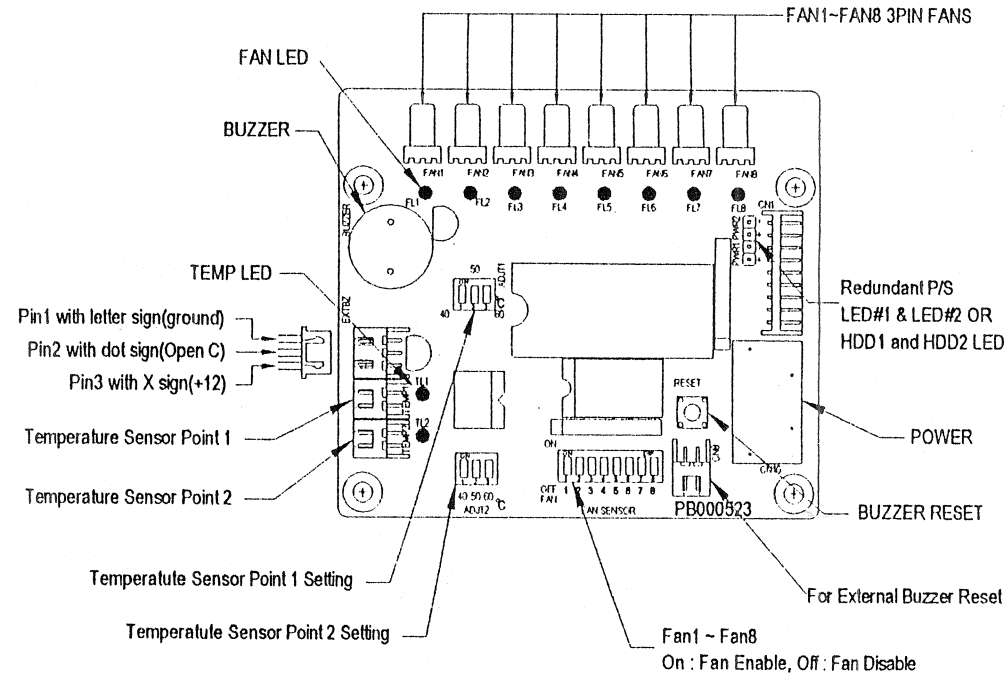
1. Features:

- FAN1 to FAN8 could be set on either "ENABLE" or "DISABLE". When all the fan set on "DISABLE", LED will have no light on.
- When LED keep light on, it indicate FAN1 to FAN8 are in normal condition; when LED flash, it indicate there is abnormal condition off the FAN.
- TEMP1, TEMP2 are two sensor points of AMBIENT temperature.
- AMBIENT Temperature could be set at 40°C, 50°C, 60°C. When AMBIENT is over the setting temperature, LED will flash and alarm.
- There is a extension reset switch for alarm buzzer reset.
- With a extension alarm circuit for remote alarm.

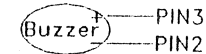
2. Terminal Configuration:

IN/OUT	DESCRIPTION	LED DISPLAY	WARN (RESET TO STOP)
FAN1 ~ FAN4	3 pin Wire connector	CPU Led Normal ----- Always on Abnormal --- Flash	Warn
FAN5 ~ FAN8	3 pin Wire connector	SYS Led Normal ----- Always on Abnormal --- Flash	Warn
TEMP1	Detect Wire Sensor 1	Over Setting ---- Flash Under Setting -- Always on	Warn
TEMP2	Detect Wire Sensor 2	Over Setting ---- Flash Under Setting -- Always on	Warn

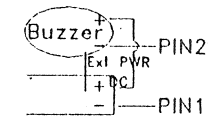
3. Card Layout (P/N : GHR-580-55000-A)



Internal power source:



External power source:



4. The Front Panel LED

